

**WaspWeapon sales are age  
restricted: 18+ years**



## Owner's Manual

*Guide for 9 mm version*

Give your firearm a dual purpose; a Less-Lethal Option

[www.WaspWeapon.com](http://www.WaspWeapon.com)

**READ ALL INSTRUCTION AND WARNINGS IN THIS MANUAL  
BEFORE USING WASP WEAPON**

MADE IN THE USA

*Distributed by*

Defense Options, llc

914 Railroad Avenue, Suite 5

Tallahassee, Florida 32310

850.222.1100

info@waspweapon.com

Copyright © 2019

# Contents

|  |    |
|--|----|
| Introduction: The “Less Lethal” Option | 4  |
| Product Liability Disclaimer           | 5  |
| What’s in the WASP Kit                 | 6  |
| Getting Started with WASP Weapon       | 8  |
| Setting up Your pistol with the WASP   | 10 |
| Loading and Firing                     | 12 |
| Targeting and Firing                   | 14 |
| Maintenance                            | 15 |
| Specifications                         | 16 |
| Features                               | 17 |



**WARNING: THIS IS NOT A TOY**

THIS ITEM IS NOT A TOY. IT IS DESIGNED TO BE USED WITH A FIREARM AND LIVE AMMUNITION. EVEN WHEN PROPERLY USED IT CAN CAUSE SERIOUS INJURY AND EVEN DEATH.

# Introduction to the Wasp Weapon

A “less-lethal” response as it relates to the WASP Weapon means that the WASP Weapon will inflict less physical damage and a lower incidence of fatal injury than a 9 mm bullet fired from the same gun and striking the same person in the same location on their body. A “less-lethal” response does NOT necessarily mean a “non-lethal” response.

The WASP is designed to be used only in life & death situations where you would use a firearm. The WASP provides a less-lethal option to resolve life or death conflicts.

The WASP equipped firearm provides an added option to the user’s over a standard firearm without reducing the user’s overall security.

The WASP Weapon is a firearm accessory that converts your pistol into a dual-use weapon, offering the user a less-lethal option in addition to their fully functional firearm.

The user can fire a WASP baton and then immediately use the same firearm to fire a 9 mm bullet. No modification or additional action is required.



## **WARNING: UNDERSTAND THE LAW**

JUST THE DISPLAY OF A FIREARM CAN BE A CRIME. KNOW THE LAW. THIS DEFENSE SYSTEM IS TO BE USED ONLY IN SITUATIONS THAT MERIT LETHAL USE OF FORCE.

# What You Need in Addition to the WASP

The WASP is a firearm accessory that attaches to a semi-automatic handgun. You will need:

- 1) A modern 9 mm semi-automatic handgun in good working condition.
- 2) Threaded Barrel with 1/2" x 28 threads, designed for your handgun.

The threaded barrel is used to attach the WASP Launch Barrel.

See your firearms dealer to acquire the proper barrel. These are the same barrels one would use with silencers, flash suppressors or compensators.

Threaded Barrels are available for most popular handguns, either through the manufacture or a good quality after-market manufacture.



**REQUIRES MODERN FIREARM**

THIS FIREARMS ACCESSORY REQUIRES A MODERN FIREARM IN GOOD WORKING CONDITION.

# Product Liability Disclaimer

## TERMS OF USE, WARRANTY & LIABILITY WAIVER

This Defense Options, LLC offers this product to you conditioned upon your acceptance without modification of the terms, conditions, and notices contained herein:

### **Use Limitation**

Life & Death. The WASP is a firearm accessory, and its use is the same as that of a firearm. All laws and regulations governing firearms must be followed. This product may not be used for unlawful purposes. Use of this product for an unlawful purpose is expressly prohibited under the terms and conditions of its use.

### **Limitation Of Liability**

**In no event shall Defense Options, LLC be liable for any direct, indirect, punitive, incidental, or special consequential damages whatsoever arising out of or connected with, the use or misuse, of the Wasp or its components.**

### **Other Statements**

Statements made by Defense Options, LLC employees or representatives, whether ORAL, WRITTEN, OR STATEMENTS MADE IN ANY OTHER FORM, SHALL NOT CONSTITUTE WARRANTIES, SHALL NOT BE RELIED UPON BY BUYER AND DO NOT CONSTITUTE ANY PART OF THE CONTRACT FOR SALE OF THE WASP, OR THIS LIMITED WARRANTY.

## **Entire Obligation**

These TERMS OF USE, WARRANTY AND LIABILITY WAIVER document states the entire obligation of Defense Options, LLC is with respect to the WASP products. If any part of this disclaimer is determined to be void, invalid, unenforceable or illegal, including, but not limited to the warranty disclaimers and liability disclaimers and liability limitations set forth above, then the invalid or unenforceable provision will be deemed superseded by a valid, enforceable provision that most closely matches the intent of the original provision and the remainder of the agreement shall remain in full force and effect.

## **General**

This PRODUCT LIABILITY DISCLAIMER is governed by the laws of the State of Florida. You hereby consent to the exclusive jurisdiction and venue of the courts, in Leon County, Florida, in all disputes arising out of or relating to the use of this product. Use of this product is unauthorized in any jurisdiction that does not give effect to all provisions of the terms and conditions, described herein, including, without limitations, this paragraph.

## **Arbitration**

**Any controversy or claim arising out of or relating to this product shall be settled by arbitration administered by the American Arbitration Association in accordance with its Commercial Arbitration Rules and judgment on the award rendered by the arbitrator(s) may be entered in any Florida court having jurisdiction thereof.**

## **Modification of Terms and Conditions**

Defense Options, LLC reserves the right to change the terms, conditions, and notices under which their products are offered, at any time and without notice.

## **Warranty**

This product is warrantied against any manufactured defect.

# Getting Started with WASP Weapon

*NOTE: It is important that you read and understand the Product Liability Disclaimer before going any further in this guide.*

## Wasp Kit Inventory

- A. Blue Baton (practice)
- B. Safety Glasses
- C. Black Baton (live)
- D. Launch Barrel
- E. Ear Plugs
- F. This Owners Manual
- G. Storage Case (lockable)



**WARNING: MUST USE GOOD JUDGMENT**

THIS PRODUCT WILL NOT TAKE THE PLACE OF SECURITY SYSTEMS, GOOD JUDGMENT, CONSTANT VIGILANCE AND/OR OTHER TYPES OF PROTECTION FOR YOUR HOME OR PERSON.





Even the most experienced people can make mistakes with firearms that can be DEADLY. This manual is not designed to teach the user gun handling or gun safety. You must be comfortable with your firearm skills to correctly use the WASP.

**MAKE SURE THE GUN IS UNLOADED  
AND MAGAZINE REMOVED**



# Setting Up Your Pistol With The WASP


Detailed working knowledge of firearm use and safety protocols is required before operation of the WASP System.

Always make sure the firearm is UNLOADED. Remove the magazine, and visibly check the chamber to make sure no bullet is present.

Always keep the firearm muzzle pointed in a safe direction. Never place your hand or any part of your body in front of the barrel.

Below is a comparison between a standard Glock 19 barrel and a threaded Lone Wolf Glock 19 after market barrel.

Your pistol needs to be equipped with a threaded barrel to use the Wasp Weapon .



**WARNING:**

**DO NOT SHOOT ANIMALS**

THE WASP CAN KILL OR MAIM SMALL ANIMALS LIKE DOGS AND CATS. IT IS DESIGNED FOR YOUR SELF DEFENSE ONLY. DO NOT AIM, POINT OR SHOOT ANYTHING YOU WOULD NOT SHOOT WITH YOUR UNMODIFIED GUN.

## Setting up continued

After the firearm is clear of any ammunition, attach the barrel adaptor to the firearm by screwing it onto the treads in a clock-wise direction.



Barrel adaptor installed on a Glock 19  
(empty of ammunition, breach open, magazine removed)



# Loading

With the gun unloaded, you can now mount the Baton.



Grasp the baton as you would pick up a glass, avoid grasping the end; as that would place your hand in front of the barrel and in the line of fire in the event of an accidental discharge.

Slide the baton down the barrel adaptor as far it can go.



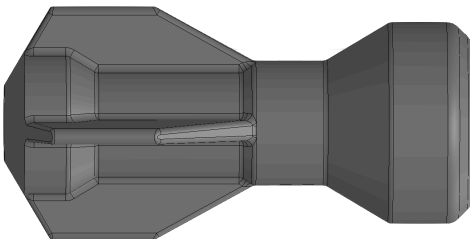
## Loading continued

Load your pistol's magazine as you would normally (standard 9 mm ammunition), with the following exceptions:

The Blue (practice) Baton may be launched with 9 mm blank rounds. This makes it 'semi-reusable' for training and practice purposes only.



**The Black Baton is only for self defense use, and can only be fired once.**



**SINGLE  
USE!**

**Batons may only fired with a bullet once.**

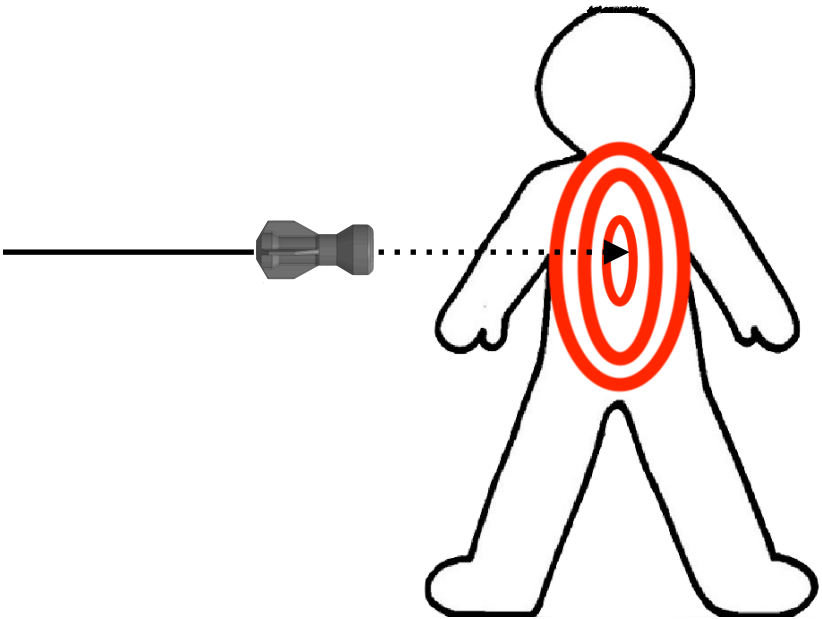
# Targeting and Firing

If you ever find yourself in a self-defense situation, where you have to defend yourself or family.

Wasp has an effective range of 25 feet.

Target the attacker's center-body mass...and fire.

You can slide a second Wasp Baton on the Barrel Adaptor or if needed, the firearm is ready to fire live bullets



**ATTENTION:**

**BE SMART**

If you wouldn't shoot it with a standard gun, don't shoot it with a gun equipped with a Wasp Equipped Firearm.

# Maintenance

The WASP can be deployed in almost any environment in which one would operate a regular firearm. The WASP is manufactured with durable materials that require little maintenance beyond what is required for a firearm. If at anytime, you suspect any damage or deterioration of a WASP component, please contact us:

Defense Options, LLC.

(phone) 850-222-1100 or

(email) [support@waspweapon.com](mailto:support@waspweapon.com).

Product Registration online at;

[www.WaspWeapon.com/registration](http://www.WaspWeapon.com/registration)



## **USE COMMON SENSE**

If you wouldn't point a gun at it, don't point a gun with a Wasp attached at it. The Wasp is not a toy, and is capable of inflicting serious bodily harm and death. Treat Wasp enabled weapons with the same care and respect that you would treat any other weapon."

# Specifications

## 9 mm Barrel Adaptor

|                          |                        |
|--------------------------|------------------------|
| material:                | anodized 7075 Aluminum |
| internal dimension (ID): | .40" or (10.3 mm)      |
| outside dimension (OD):  | .80" or (20.1 mm)      |
| internal thread size:    | 1/2" x 28 per inch     |

## Baton

|              |                         |
|--------------|-------------------------|
| material:    | foam over 7075 Aluminum |
| length:      | 5.5" or (140 mm)        |
| strike zone: | 2.40" or (60 mm)        |
| weight:      | 6.25 oz or (177 grams)  |
| travel:      | 3.57" or (90 mm)        |



TSA Approved lockable case.



**Keep all firearms out of the reach of children.  
It is smart and it is the LAW!**



# Features

The WASP Weapon is a firearm accessory that converts your pistol into a dual-use weapon, offering the user a less-lethal option in addition to the fully functional firearm.

The WASP Weapon:

- \*will not travel through walls
- \*will not injure people beyond your target
- \*adds no additional risk to user
- \*can instantly switch to fully functional firearm
- \*provides better stopping power (better delivery of force to target) than shotgun-deployed bean bag....

*The WASP owner manual provides important information on the use and operation of your WASP. Always use common sense and good judgement when handling any firearm. All of the information in this manual must be read carefully and understood prior to using the WASP.*

*For the best performance, and to prevent any damage to user or property heed all warnings contained in this document.*

*Keep this guide. You will need it for reference on the safety, operation, and maintenance of the WASP.*



**Always use safety glasses and ear protection when around firearms.**

Notes:

---

---

---

---

---

---

---

---

---

---

For more information please visit our website

**[www.WaspWeapon.com](http://www.WaspWeapon.com)**



*point your phone camera at box  
for short video*

**WASP IS MANUFACTURED IN THE USA**

*Distributed by*  
Defense Options, llc  
914 Railroad Avenue, Suite 5  
Tallahassee, Florida 32310  
850.222.1100  
info@waspweapon.com

Copyright © 2019